This spreadsheet is an estimate for the Colorado Asphalt Pavement Association (CAPA) to plan and forecast operations for the next year

Disclaimer - CDOT Maintenance Annual budgets are influenced by winter severity and winter operation budgets.

Directions: please provide an estimate of tons of asphalt your Area may purchase from a producer in your area for the time periods listed.

Statewide Map available at below link:
http://dtdapps.coloradodot.info/staticdata/Downloads/StatewideMaps/MaintSections_Large.pdf

Greeley		Actual								Estimated
SECTION 1		Spring Asphalt Pavement	Summer/Fall Asphalt Pavement	Spring Asphalt Pavement	Summer/Fall Asphalt Pavement	Spring Asphalt Pavement	Summer/Fall Asphalt Pavement	Spring Asphalt Pavement	Summer/Fall Asphalt Pavement	Spring Asphalt Pavement
AREA	LTC Ops I	Jan-June 30, 2018 Tons	July 1-Dec, 2018 Tons	Jan-June 30, 2019 Tons	July 1-Dec, 2019 Tons	Jan-June 30, 2020 Tons	July 1-Dec, 2020 Tons	Jan-June 30, 2021 Tons	July 1-Dec, 2021 Tons	Jan-June 30, 2022 Tons
Lincoln	Ed Gentry		3,035		3,336	14	487		968	2,200
Mary	Dawn Walker	3,485	3,524	1,817	3,140		830		4,426	
George	Greg Vernie	7,469	4,492	316	4,194		2,165		2,238	
John	Vacant	6,897	4,513	2,041	8,072		1,191	731	3,460	3,715
King	Jesse Ross	4,574	4,666	451	4,588	66	1,079		4,295	3,100
Paul	Nolan Troudt	6,431	1,906		4,852		728	1,699	4,851	4,000
Main Office		28,856	22,136	4,625	28,182	80	6,480	2,430	20,238	13,015

Greeley - (970) 350-2100

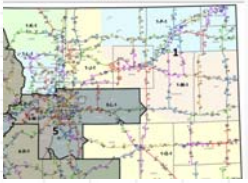

Grand Junction		Actual								Estimated
SECTION 2		Spring Asphalt Pavement	Summer/Fall Asphalt Pavement	Spring Asphalt Pavement	Summer/Fall Asphalt Pavement	Spring Asphalt Pavement	Summer/Fall Asphalt Pavement	Spring Asphalt Pavement	Summer/Fall Asphalt Pavement	Spring Asphalt Pavement
AREA	LTC Ops I	Jan-June 30, 2018 Tons	July 1-Dec, 2018 Tons	Jan-June 30, 2019 Tons	July 1-Dec, 2019 Tons	Jan-June 30, 2020 Tons	July 1-Dec, 2020 Tons	Jan-June 30, 2021 Tons	July 1-Dec, 2021 Tons	Jan-June 30, 2022 Tons
Mary	Chuck Decker	529	3,180		7,096	931	2,408		1,419	800
John	Vacant (TBD)	786	722	592	6,690	2,254	1,483	96	2,187	750
King	Donald Poole	1,198	2,256		4,910	759	1,354	26	678	650
Lincoln	Eric Langford		1,749		6,894		2,999		2,314	700
Paul	Dean Decker	2,221	1,046	248	5,649	76	2,314		2,199	700
Main Office		4,734	8,953	840	31,239	4,020	10,558	122	8,797	3,600

Grand Junction - (970) 683-6300

Durango		Actual								Estimated
SECTION 3		Spring Asphalt Pavement	Summer/Fall Asphalt Pavement	Spring Asphalt Pavement	Summer/Fall Asphalt Pavement	Spring Asphalt Pavement	Summer/Fall Asphalt Pavement	Spring Asphalt Pavement	Summer/Fall Asphalt Pavement	Spring Asphalt Pavement
AREA	LTC Ops I	Jan-June 30, 2018 Tons	July 1-Dec, 2018 Tons	Jan-June 30, 2019 Tons	July 1-Dec, 2019 Tons	Jan-June 30, 2020 Tons	July 1-Dec, 2020 Tons	Jan-June 30, 2021 Tons	July 1-Dec, 2021 Tons	Jan-June 30, 2022 Tons
John	Kent Baxstrom				573		85	1,567		0
King	Vacant (TBD)		259	549	2,208		413	835	1,872	1,400
Mary	Vance Kelso	4,613			4,013		53	851	1,444	1,300
Main Office		4,613	259	549	6,794	0	551	3,253	3,316	2,700

Durango (970) 385-1650

Pueblo		Actual								Estimated
SECTION 4		Spring Asphalt Pavement	Summer/Fall Asphalt Pavement	Spring Asphalt Pavement	Summer/Fall Asphalt Pavement	Spring Asphalt Pavement	Summer/Fall Asphalt Pavement	Spring Asphalt Pavement	Summer/Fall Asphalt Pavement	Spring Asphalt Pavement
AREA	LTC Ops I	Jan-June 30, 2018 Tons	July 1-Dec, 2018 Tons	Jan-June 30, 2019 Tons	July 1-Dec, 2019 Tons	Jan-June 30, 2020 Tons	July 1-Dec, 2020 Tons	Jan-June 30, 2021 Tons	July 1-Dec, 2021 Tons	Jan-June 30, 2022 Tons
Lincoln	Mike Asbury		3,413	282	1,050		1,061		1,201	300
Paul	Neil Mauch		3,200		1,055		1,267		840	300
Mary	Jesse Martinez	62	3,552		5,001		1,328	23	161	400
John	Dan Haberman	162	5,357	21	4,681		1,004		3,015	600
King	Brad Bauer	8	1,470		3,289		2,216		1,207	300
Robert	Mike Davis		944		387					100
Main Office		232	17,936	303	15,463	0	6,876	23	6,424	2,000

Pueblo - (719) 546-5416

Denver		Actual								Estimated
SECTION 5		Spring Asphalt Pavement	Summer/Fall Asphalt Pavement	Spring Asphalt Pavement	Summer/Fall Asphalt Pavement	Spring Asphalt Pavement	Summer/Fall Asphalt Pavement	Spring Asphalt Pavement	Summer/Fall Asphalt Pavement	Spring Asphalt Pavement
AREA	LTC Ops I	Jan-June 30, 2018 Tons	July 1-Dec, 2018 Tons	Jan-June 30, 2019 Tons	July 1-Dec, 2019 Tons	Jan-June 30, 2020 Tons	July 1-Dec, 2020 Tons	Jan-June 30, 2021 Tons	July 1-Dec, 2021 Tons	Jan-June 30, 2022 Tons
Lincoln	Mark Kyrimis		1,110		122				1,500	1,500
John	Ron Ratzell	41	3,411		775	200	2,226		2,500	2,000
Mary	Leonard DelValle				431	445			1,500	1,500
King	Santiago Garcia	49		35	1,197	1,040	1,741		2,000	2,000
Main Office		90	4,521	35	2,525	1,685	3,967	0	7,500	7,000

Denver (303) 365-7100

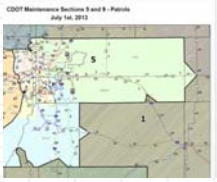

Craig		Actual								Estimated
SECTION 6		Spring Asphalt Pavement	Summer/Fall Asphalt Pavement	Spring Asphalt Pavement	Summer/Fall Asphalt Pavement	Spring Asphalt Pavement	Summer/Fall Asphalt Pavement	Spring Asphalt Pavement	Summer/Fall Asphalt Pavement	Spring Asphalt Pavement
AREA	LTC Ops I	Jan-June 30, 2018 Tons	July 1-Dec, 2018 Tons	Jan-June 30, 2019 Tons	July 1-Dec, 2019 Tons	Jan-June 30, 2020 Tons	July 1-Dec, 2020 Tons	Jan-June 30, 2021 Tons	July 1-Dec, 2021 Tons	Jan-June 30, 2022 Tons
John	Paul Anderson	752	2,048		7,743	291	2,973	974	1,654	1,000
Lincoln	Billy McDermott						743	522	986	800
King	Jason Simpson		2,837		7,823	786	3,542	1,285	1,822	1,000
Main Office		752	4,885	0	15,566	1,077	7,258	2,781	4,462	2,800

Craig - (970) 826-5104

Alamosa		Actual								Estimated
SECTION 7		Spring Asphalt Pavement	Summer/Fall Asphalt Pavement	Spring Asphalt Pavement	Summer/Fall Asphalt Pavement	Spring Asphalt Pavement	Summer/Fall Asphalt Pavement	Spring Asphalt Pavement	Summer/Fall Asphalt Pavement	Spring Asphalt Pavement
AREA	LTC Ops I	Jan-June 30, 2018 Tons	July 1-Dec, 2018 Tons	Jan-June 30, 2019 Tons	July 1-Dec, 2019 Tons	Jan-June 30, 2020 Tons	July 1-Dec, 2020 Tons	Jan-June 30, 2021 Tons	July 1-Dec, 2021 Tons	Jan-June 30, 2022 Tons
John	Joe Romero	3,461	1,054	107	4,958		1,475	1,547	2,653	1,300
Paul	Ronnie Media	3,610	3,573	155	3,938			1,581	1,785	1,100
Lincoln	Tyler Carlson	2,326	2,216	490	2,337		1,557	1,573	381	1,100
Main Office		9,397	6,843	752	11,233	0	3,032	4,701	4,819	3,500

Alamosa (719) 587-6400

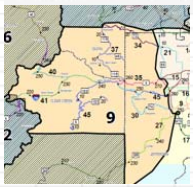

Golden		Actual								Estimated
SECTION 9		Spring Asphalt Pavement	Summer/Fall Asphalt Pavement	Spring Asphalt Pavement	Summer/Fall Asphalt Pavement	Spring Asphalt Pavement	Summer/Fall Asphalt Pavement	Spring Asphalt Pavement	Summer/Fall Asphalt Pavement	Spring Asphalt Pavement
AREA	LTC Ops I	Jan-June 30, 2018 Tons	July 1-Dec, 2018 Tons	Jan-June 30, 2019 Tons	July 1-Dec, 2019 Tons	Jan-June 30, 2020 Tons	July 1-Dec, 2020 Tons	Jan-June 30, 2021 Tons	July 1-Dec, 2021 Tons	Jan-June 30, 2022 Tons
Paul	Isaac Lopez	630	3,253		3,512		7,446		2,289	0
Main Office		630	3,253	0	3,512	0	7,446	0	2,289	0

Eisenhower Tunnel - (303) 512-5730

	Statewide Total	49,304	68,786	7,104	114,514	6,862	46,168	13,310	57,845	34,615